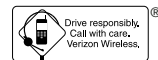


7.75"  
7.5"

6.125"  
6.375"



1.800.2 JOIN IN verizonwireless.com  
1.800.256.4646



©2004 Verizon Wireless



PPUG1004

PRO80564BI

**Setup Guide**

- 10¢ per-minute (plus 25¢ per call connection fee)
- Caller ID
- Domestic Long Distance Included
- International Calling
- TXT Messaging
- Get It Now®

**Guía de Programación**

- 10¢ por minuto (más cuota de conexión por llamada de 25¢)
- Identificador de Llamadas
- Larga Distancia Doméstica Incluida
- Llamadas Internacionales
- Mensajería de TXTO
- Get It Now®

**pay as you go**

**verizon wireless**  
We never stop working for you.®

Set up your Pay As You Go wireless service today!  
¡Programa tu servicio Pay As You Go hoy! Busca las instrucciones en español en la página 18.

	Client: <b>Verizon Wireless</b>	Bleed: <b>7.75" x 6.375"</b>	<b>DATE</b>	<b>OK</b>	<b>STUDIO INSTRUCTIONS</b> <input type="checkbox"/> <b>Make corrections, print laser.</b> <input type="checkbox"/> LoRez PDF placed in for "For Release" folder. <input type="checkbox"/> <b>Hi_Rez Collect For Output</b> <input type="checkbox"/> <b>TO DISK</b> <input type="checkbox"/> <b>TO FTP Site</b> Username _____ Password _____ Subfolder _____
	Job Name: <b>PayGo SetUp Guide</b>	Trim: <b>7.5" x 6.125"</b>	<b>Studio</b>		
	Job#: <b>VER-3335 Set Guide</b>	Safety:	<b>Prfrdr</b>		
	Version: 4	Gutter:	<b>AD</b>		
	Date: <b>11/1/04 - 4:55 PM</b>	Scale:	<b>CW</b>		
	Headline: <b>SetUp Guide</b>	Folds: <b>(even)</b>	<b>AE</b>		
AD:	Colors: <b>4/C + PMS 032</b>	<b>PrtMgr</b>			
CW: <b>Ana Vidal</b>	Printed: <b>11/1/04 - 4:55 PM</b>				
AE: <b>XX</b>	Print Scale: <b>100%</b>				
Print/Producer: <b>CL</b>	File Name: <b>VER-3335 Set Guide_v4</b>				
Operator: <b>CM</b>					

**How to set up your pay as you go wireless service:**

**Activate**

If the Sales Representative has already loaded the initial money/minute balance to your account, proceed to the "Ready" section. Note: Remember that your account pass code is the last 4 digits of your wireless number. If you have a pay as you go wireless number, but were given a Setup Card/PIN, there's no need to call Customer Service. Simply follow these instructions:

- Dial #PAY (#729) from your wireless phone (airtime free).
- Listen for instructions.
- Enter your Setup Card number when prompted.
- Important: The last four digits of your wireless number will become your pass code. To change your pass code to a code that's easy to remember dial \*611 SEND (airtime free), follow the prompts.

If your phone was not activated and programmed at the time of purchase, dial \*22888 from your Verizon Wireless Pay As You Go phone or visit a Verizon Wireless Communication Store.

**Ready**

- Placing an outbound call and selecting the language choice will initiate your account and begin your 60-day expiration period. You will not be able to receive incoming calls until you place an outbound call. (If you do not choose a language your account will not be activated).
- You're ready when you hear the amount of talk time your pay as you go account holds. **For any questions, please call \*611 (airtime free) from your wireless phone or 1.888.294.6804.**

**How to refill your minutes**


Refill your account before it expires and your existing balance will be carried forward. Here's how:

- Visit a Verizon Wireless Communications Store, or any of our participating agents or retailers to purchase more minutes.
- Call 1.888.294.6804 or #PAY (#729) from your wireless phone to use your credit or debit card and refill by phone.
- Order/add more minutes online at [www.verizonwireless.com](http://www.verizonwireless.com) with your credit/debit card or pre-purchase Refill Cards.

Pay As You Go Rates
<b>Anytime Minutes 10¢</b> <i>(25¢ per call connection fee)</i>
<b>TXT Messaging 5¢</b> <i>(per message sent and received)</i>
<ul style="list-style-type: none"> <li>• Domestic Long Distance Included</li> <li>• Roaming Per-Minute Rate: 99¢</li> </ul>
<b>Refill Expiration (once activated)</b> <ul style="list-style-type: none"> <li>• \$15-\$29.99 expires in 30 days</li> <li>• \$30-\$74.99 expires in 60 days</li> <li>• \$75-\$149.99 expires in 90 days</li> <li>• \$150 and above expires in 120 days</li> </ul> <p>Your minutes will expire at 12:01 a.m. on the day stated at the time of replenishment. To carry your balance forward, simply buy and initialize another card/PIN before the expiration date.</p>

2

3

	Client: <b>Verizon Wireless</b>	Bleed: <b>7.75" x 6.375"</b>	<b>DATE</b>	<b>OK</b>	<b>STUDIO INSTRUCTIONS</b> <input type="checkbox"/> Make corrections, print laser. <input type="checkbox"/> LoRez PDF placed in for "For Release" folder. <input type="checkbox"/> Hi_Rez Collect For Output <input type="checkbox"/> TO DISK <input type="checkbox"/> TO FTP Site Username _____ Password _____ Subfolder _____
	Job Name: <b>PayGo Setup Guide</b>	Trim: <b>7.5" x 6.125"</b>	<b>Studio</b>		
	Job#: <b>VER-3335 Set Guide</b>	Safety:	<b>Prfrdr</b>		
	Version: <b>4</b>	Gutter:	<b>AD</b>		
	Date: <b>11/1/04 - 4:55 PM</b>	Scale:	<b>CW</b>		
	Headline: <b>Setup Guide</b>	Folds: <b>(even)</b>	<b>AE</b>		
AD:	Colors: <b>4/C + PMS 032</b>	<b>PrtMgr</b>			
CW: <b>Ana Vidal</b>	Printed: <b>11/1/04 - 4:55 PM</b>				
AE: <b>XX</b>	Print Scale: <b>100%</b>				
PrintProducer: <b>CL</b>	File Name: <b>VER-3335 Set Guide_v4</b>				
Operator: <b>CM</b>					

**REFUND POLICY:** You may return any unused Prepay Wireless Service card to the place of purchase within 15 days with the original sales receipt. No refunds will be granted if the card has been used, if the coating has been scratched off or the account has been initialized.

You will forfeit the money in your account if you activated service without a setup card and did not make a call within 60 days. Per-minute rates for Verizon Wireless Pay As You Go service include domestic long distance when calling within the Verizon Wireless Pay As You Go Coverage Area. First minute is 35¢ (25¢ per call connection fee plus 10¢ per-minute rate). When outside the pay as you go coverage area, calls placed or received will be charged at the roaming rate of 99¢ per minute, including long distance. Up to a \$35 account activation fee may apply. You must initialize the account. If activating the account with a Setup Card, the card is not valid unless initialized (using the PIN) by the date marked on the back of the card. Once initialized, the Setup Card will expire 60 days after you place your first call. Any funds remaining at expiration will be removed from the account. Your wireless number is subject to termination after the expiration period, at which time Verizon Wireless may charge up to a \$35 account setup fee to re-establish service. Service availability dependent on phone model. Pay as you go pricing not available with analog-only phones. Voice Mail setup and retrievals are billed at regular prepay rates and will deplete minute allowance when calling from your wireless phone. With 3-Way Calling, Call Forwarding and No Answer/Busy Transfer, charges apply to all simultaneous calls and to forward/transfer calls even if you send the call to a wireline telephone. 411 Conect® is available at \$1.25 surcharge per call plus airtime (25¢ per call connection fee plus 10¢ per-minute rate). Charge per call for 411 Connect may vary when not on the Verizon Wireless Pay As You Go Network. If you receive incorrect information from 411 Connect, call \*611 (airtime free) to receive a \$1.25 credit back to your account. Some Verizon Wireless services and features require specific handsets or equipment and may not be available for use on the Verizon Wireless Pay As You Go service. See sales representative for more information. Using Get It Now®, download charges may apply to applications downloaded. Airtime charges apply to application downloads and use of some applications. See verizonwireless.com for more information on Get It Now.

4

**Pay As You Go Features:**

**TXT Messaging**

- Send and receive TXT messages with your wireless phone for **5¢ per message**—use letters, numbers and symbols (where available).

**VTEXT.com**

Register your wireless number at www.vtext.com and you can:

- Create your own nickname.
- Set up personal/information alerts.
- Confirm message deliveries and receive responses online.

**Caller ID**

- See who's calling before you answer (where available).
- Block people from seeing your number by dialing \*67 before the 7 or 10 digit number you are calling.


**Voice Mail**

- **Holds up to 20 three-minute messages for up to twenty-one days.**
- Check messages by pressing \*86 SEND on your wireless phone. Or from any touch-tone phone, call your wireless phone. When it answers, press # and your voice mail password.
- To check messages while outside of the Verizon Wireless Pay As You Go coverage area, dial your mobile number and press "SEND". When it answers press # and your voice mail password. (In some locations you may be required to dial your mobile number two times.)

**If you don't set up a voice mail greeting within 45 days of activation, your mailbox may be deleted. Voice mail setup and retrievals will be billed at regular rates and will deplete minute allowance when calling from your wireless phone.**

See your sales representative for more details on how to set up your voice mailbox.

5

	Client: <b>Verizon Wireless</b>	Bleed: <b>7.75" x 6.375"</b>			<b>STUDIO INSTRUCTIONS</b> <input type="checkbox"/> <b>Make corrections, print laser.</b> <input type="checkbox"/> LoRez PDF placed in for "For Release" folder. <input type="checkbox"/> <b>Hi_Rez Collect For Output</b> <input type="checkbox"/> <b>TO DISK</b> <input type="checkbox"/> <b>TO FTP Site</b> Username _____ Password _____ Subfolder _____
	Job Name: <b>PayGo Setup Guide</b>	Trim: <b>7.5" x 6.125"</b>		<b>DATE</b>	
	Job#: <b>VER-3335 Set Guide</b>	Safety:		<b>OK</b>	
	Version: <b>4</b>	Gutter:		<b>Studio</b>	
	Date: <b>11/1/04 - 4:55 PM</b>	Scale:		<b>Prfrdr</b>	
	Headline: <b>Setup Guide</b>	Folds: <b>(even)</b>		<b>AD</b>	
AD:	Colors: <b>4/C + PMS 032</b>		<b>CW</b>		
CW: <b>Ana Vidal</b>	Printed: <b>11/1/04 - 4:55 PM</b>		<b>AE</b>		
AE: <b>XX</b>	Print Scale: <b>100%</b>		<b>PrtMgr</b>		
Print/Producer: <b>CL</b>	File Name: <b>VER-3335 Set Guide_v4</b>				
Operator: <b>CM</b>					

### 411 Connect®

- Directory assistance and much more: movie listings, sports scores and local events, **\$1.25 surcharge per call plus airtime—25¢ per call connection fee plus 10¢ per minute rate.** (Where available.)

### 3-Way Calling

- Talk with two people at the same time (where available; **airtime charges apply**).

### Minute Meter®

Notifies you when to refill your minutes.

- At the beginning of each call, a recording tells you how many minutes are remaining in your account.
- At the end of each outbound call, you will hear a message with your remaining balance.
- Five minutes before your balance runs out, a tone will beep every other minute to remind you to refill your minutes.
- \*611 (airtime free) or 1.888.294.6804 gives you your account balance.

### Call Waiting

- To answer the second call, press SEND.
- Press SEND to return to the original call.  
**(Your talk time will be depleted for both calls).**

### Call Forwarding

- Forward your calls to another number (where available; **airtime charges apply**).

### No Answer/Busy Transfer

- Transfer unanswered or busy calls to another number (where available; **airtime charges apply**).

### International Calling

Pay as you go includes international calling using standard rates, plus the following per-minute charges:

- **Puerto Rico: no extra charge.**
- **20¢/min. to Mexico and Canada.**
- **50¢/min. to other available locations.**

**Visit Prepay Plans at [www.verizonwireless.com](http://www.verizonwireless.com) for the most current locations available.** Subject to change without notice. Calling to all locations may not be available at all times.

### Get It Now®


Now download fun games, ring tones and other applications right to your Pay As You Go wireless phone. Approved Verizon Wireless Pay As You Go Get It Now capable phone required. **Not all applications available on the Verizon Wireless Pay As You Go service.**

Using your phone to download an application:

1. From the main menu, select "Get It Now."
2. Select shopping cart icon. Then "Start" to view application categories.
3. Scroll through the list of categories you want and select one (e.g., Games).
4. You'll get a list of applications within that category. Scroll through to the application you want and select it (e.g., Hit The Pros).
5. Select and confirm the pricing option of your choice. Your phone will download the application. After download you'll have the option to run the application immediately or return to the Get It Now menu.

6

7

	Client: <b>Verizon Wireless</b>	Bleed: <b>7.75" x 6.375"</b>	<b>DATE</b>	<b>OK</b>	<b>STUDIO INSTRUCTIONS</b> <input type="checkbox"/> <b>Make corrections, print laser.</b> <input type="checkbox"/> LoRez PDF placed in for "For Release" folder. <input type="checkbox"/> <b>Hi_Rez Collect For Output</b> <input type="checkbox"/> <b>TO DISK</b> <input type="checkbox"/> <b>TO FTP Site</b> Username _____ Password _____ Subfolder _____
	Job Name: <b>PayGo SetUp Guide</b>	Trim: <b>7.5" x 6.125"</b>	<b>Studio</b>		
	Job#: <b>VER-3335 Set Guide</b>	Safety:	<b>Prfrdr</b>		
	Version: <b>4</b>	Gutter:	<b>AD</b>		
	Date: <b>11/1/04 - 4:55 PM</b>	Scale:	<b>CW</b>		
	Headline: <b>SetUp Guide</b>	Folds: <b>(even)</b>	<b>AE</b>		
AD:	Colors: <b>4/C + PMS 032</b>	<b>PrtMgr</b>			
CW: <b>Ana Vidal</b>	Printed: <b>11/1/04 - 4:55 PM</b>				
AE: <b>XX</b>	Print Scale: <b>100%</b>				
Print/Producer: <b>CL</b>	File Name: <b>VER-3335 Set Guide_v4</b>				
Operator: <b>CM</b>					

**My Prepay Account — easy access to your account on-line**

- Refill online with your credit/debit card or pre-purchase Refill Cards.
- Obtain account information.
- View balance and call details.
- And more!

**Check it out by visiting My Prepay Account at [www.verizonwireless.com](http://www.verizonwireless.com).**

**How to send a TXT message:**

Wireless Phone to Wireless Phone

- From the main menu, select "Messaging."
- Select "Send To" or "Send New."
- Enter e-mail address or wireless phone number.
- Enter your message.
- Select "Send."

Note: Actual steps may vary by phone.

Web to Wireless Phone

- Simply go to [www.vtext.com](http://www.vtext.com) to send messages directly from your PC to a wireless phone. You can even send one message to a group of friends.

E-mail to Wireless Phone

- Send an e-mail to a wireless phone by using either of the following addresses: [recipient's 10-digit wireless number]@vtext.com or [recipient's nickname]@vtext.com.

**How to read a TXT message:**

When you are receiving a TXT message, an alert tone sounds for each new message. An envelope icon appears on your screen when you have unread messages. To read unread messages:


- Select "Read" and then scroll down to read the full message.

8

Verizon Wireless customers with analog phones will not be able to register or send/receive text messages using their phones. No charges apply either for registering or using the vtext.com site, but TXT Messaging service subscribers who receive TXT messages via the site will be charged for those messages in accordance with their pay as you go Wireless Service Agreement and calling plan.

Important TXT Messaging Information: Verizon Wireless TXT Messaging service requires a two-way, messaging-capable phone. Your telephone number will always be sent to the destination, even if you use Caller ID blocking options for voice calls. Verizon Wireless reserves the right to block unsolicited messages, but you may receive unsolicited messages. In addition to other penalties provided by law, anyone who uses the Verizon Wireless network to send SPAM risks having his or her service terminated and/or his or her messages blocked. The system will attempt delivery of the message for up to five (5) days, from the date of receipt by Verizon Wireless. After five (5) days, messages not delivered will be automatically deleted. Verizon Wireless cannot guarantee that messages will be received. Unintended parties may receive your message. Verizon Wireless is not responsible for messages that are lost or misdirected. Your telephone number and message may be intercepted by third parties without your or Verizon Wireless' knowledge or permission. Verizon Wireless is not responsible for information sent using this messaging service. A 160-character limit applies and it includes the e-mail address indicated by the sender, the message content and, if provided, the subject callback number. Only 160 characters of the message will be received. All remaining characters will be deleted. Message length may vary depending on the length of the e-mail address and various system and equipment factors. 5¢ TXT Messaging charge applies for each address that a message is sent to (not available in all areas). Administrative TXT Messages you receive are free.

9

	Client: <b>Verizon Wireless</b>	Bleed: <b>7.75" x 6.375"</b>	<b>DATE</b>	<b>OK</b>	<b>STUDIO INSTRUCTIONS</b> <input type="checkbox"/> <b>Make corrections, print laser.</b> <input type="checkbox"/> LoRez PDF placed in for "For Release" folder. <input type="checkbox"/> <b>Hi_Rez Collect For Output</b> <input type="checkbox"/> <b>TO DISK</b> <input type="checkbox"/> <b>TO FTP Site</b> Username _____ Password _____ Subfolder _____
	Job Name: <b>PayGo Setup Guide</b>	Trim: <b>7.5" x 6.125"</b>	<b>Studio</b>		
	Job#: <b>VER-3335 Set Guide</b>	Safety:	<b>Prfrdr</b>		
	Version: <b>4</b>	Gutter:	<b>AD</b>		
	Date: <b>11/1/04 - 4:55 PM</b>	Scale:	<b>CW</b>		
	Headline: <b>Setup Guide</b>	Folds: <b>(even)</b>	<b>AE</b>		
AD:	Colors: <b>4/C + PMS 032</b>	<b>PrtMgr</b>			
CW: <b>Ana Vidal</b>	Printed: <b>11/1/04 - 4:55 PM</b>				
AE: <b>XX</b>	Print Scale: <b>100%</b>				
PrintProducer: <b>CL</b>	File Name: <b>VER-3335 Set Guide_v4</b>				
Operator: <b>CM</b>					

**TERMS AND CONDITIONS**

YOUR PREPAY WIRELESS SERVICE AGREEMENT. This agreement for PREPAY wireless service between you and Verizon Wireless sets your and our legal rights. PLEASE READ THIS AGREEMENT AND YOUR PREPAY WIRELESS BROCHURE CONTAINING PRICING AND CALLING AREA. YOUR PREPAY WIRELESS SERVICE CALLING PLAN IS PART OF THIS AGREEMENT. CALLING PLAN INFORMATION AND OTHER INFORMATION REGARDING INCLUDED FEATURES AND OPTIONAL SERVICES MAY ALSO BE FOUND ON OUR WEBSITE (WWW.VERIZONWIRELESS.COM). THIS AGREEMENT STARTS WHEN YOU INITIALIZE SERVICE. IF YOU DO NOT AGREE TO THE TERMS OF THE PREPAY WIRELESS SERVICE AGREEMENT, DO NOT USE THE PIN TO INITIALIZE SERVICE OR SCRATCH COATING OFF THE BACK OF YOUR CARD. IF YOU ACTIVATED SERVICE WITHOUT A CARD, DO NOT INITIALIZE SERVICE BY MAKING A CALL. RETURN THE CARD AND/OR ANY WIRELESS PHONE YOU RECEIVED WITH THIS AGREEMENT TO THE PLACE OF PURCHASE WITHIN 15 DAYS WITH THE ORIGINAL SALES RECEIPT. **NO REFUNDS WILL BE GRANTED AFTER 15 DAYS OR IF THE CARD HAS BEEN USED, IF THE COATING HAS BEEN SCRATCHED OFF OR THE ACCOUNT HAS BEEN INITIALIZED. YOU ARE RESPONSIBLE FOR THE COST OF THE CARD AND THE WIRELESS PHONE UNTIL WE RECEIVE IT AND MAY WANT TO INSURE ITS VALUE.** Paragraphs marked "∞" will continue after the end of this agreement.


**Your Wireless Phone** Your wireless phone is any device equipped to receive our wireless voice or data service. It must comply with Federal Communications Commission regulations and be compatible with our network and your calling plan. Whether you buy your wireless phone through us or through someone else is entirely your choice. **We may change a wireless phone's software or programming over the air without notice. This might affect data stored on your wireless phone, or the way you've programmed it. Your wireless phone**

contains software that prevents it from being used with any other company's wireless service, even if you leave us.

**Your Wireless Phone Number.** You don't have any property right in your phone number, except for any rights federal law grants you. It may be changed or reassigned. Please note that your phone number may show up when you call someone unless you dial \*67 before each call, or order per-line call blocking (where it's available).

**How Service Works.** We provide commercial mobile radio service for your wireless phone when it is within range of our transmission sites. Your wireless phone may also work with other companies' sites. Service depends on radio transmission, and is only available in certain areas.

**What And How You Pay** ∞ You have the right to dispute debits related to your account, but you must notify us of the dispute within 90 days after the date of the disputed call date OR YOU'RE WAIVING THE DISPUTE. (You still have to pay all charges until the dispute is resolved.) When you make or receive a call using a transmission site outside your home airtime rate area, or that uses another company's transmission site, you are roaming. **All calls are billed in full-minute increments. Time starts when you first press "SEND" on a wireless phone or when connection to the system occurs, which may be a few seconds before you press "SEND" on incoming calls. Time ends several seconds after you press "END" or after the call otherwise disconnects.** There is no charge for calls that do not connect. **In certain areas we may charge you a fee for any returned check.** If you give us a credit card number that we accept for payment, you're authorizing us to charge the amount you owe us. If you're in your home airtime rate area and make a call that is answered, but then get disconnected because of interference with radio

	Client: <b>Verizon Wireless</b>	Bleed: <b>7.75" x 6.375"</b>	<b>DATE</b>	<b>OK</b>	<b>STUDIO INSTRUCTIONS</b> <input type="checkbox"/> <b>Make corrections, print laser.</b> <input type="checkbox"/> LoRez PDF placed in for "For Release" folder. <input type="checkbox"/> <b>Hi_Rez Collect For Output</b> <input type="checkbox"/> <b>TO DISK</b> <input type="checkbox"/> <b>TO FTP Site</b> Username _____ Password _____ Subfolder _____
	Job Name: <b>PayGo Setup Guide</b>	Trim: <b>7.5" x 6.125"</b>	<b>Studio</b>		
	Job#: <b>VER-3335 Set Guide</b>	Safety:	<b>Prfrdr</b>		
	Version: 4	Gutter:	<b>AD</b>		
	Date: <b>11/1/04 - 4:55 PM</b>	Scale:	<b>CW</b>		
	Headline: <b>Setup Guide</b>	Folds: (even)	<b>AE</b>		
AD:	Colors: 4/C + PMS 032	<b>PrtMgr</b>			
CW: <b>Ana Vidal</b>	Printed: 11/1/04 - 4:55 PM				
AE: <b>XX</b>	Print Scale: 100%				
Print/Producer: <b>CL</b>	File Name: <b>VER-3335 Set Guide_v4</b>				
Operator: <b>CM</b>					


transmission, try redialing. If the same number answers within 5 minutes of the disconnection, we'll be glad to give you a 1-minute airtime credit. To get credit, you must call us within 7 days after the call is disconnected. (If you call us, we may monitor or record the call for training or quality assurance purposes.) You may replenish your balance at any time before the expiration date by providing us with another payment. **Your balance may not exceed \$1,000 and you may be prevented from replenishing your balance when it reaches \$1,000. We will suspend service when your account reaches the expiration date and any unused balance will be forfeited.**

**Number Portability** You may be able to take your current wireless phone number to another service provider. This is called "porting" and will also terminate our service to you for that number. If you request your new service provider to port a number from us, and we receive your request from that new service provider, we'll treat the request as notice from you to terminate our service for that number upon successful completion of porting. **After the porting is completed, you won't be able to use our service for that number even if you have unused airtime on your account, and you won't be entitled to a refund for any unused airtime. If you're porting a phone number to us from another company, we may not be able to provide you some services, such as 911 location services, immediately.**

**Your Rights If Someone Steals Your Wireless Phone** If someone steals or tampers with your wireless phone, notify us and provide us with any documentation (such as a police report) we request. After you notify us, we'll suspend service for up to 30 days from your notice to us, or until you replace or recover your wireless phone. Until you notify us you're still responsible for all charges to your phone number. We will not replace lost or stolen cards.

**Our Rights To Restrict Or End Service Or This Agreement.** To maintain or improve wireless service, to prevent fraud, or for other business reasons, we can restrict or modify your service without notice. WE CAN RESTRICT OR END YOUR SERVICE OR THIS AGREEMENT WITHOUT NOTICE if you: (a) make a false statement to us; (b) interfere with our customer service or other business operations; (c) breach any part of this agreement; (d) we believe your service is being misused or used by anyone for unlawful activity; (e) we believe your wireless phone or telephone number has been stolen or tampered with; or (f) the use of your service adversely affects service to other customers.

**Mutual Waivers And Limitations Of Liability** ∞ BY ENTERING INTO THIS AGREEMENT, YOU AND WE ARE WAIVING IMPORTANT RIGHTS. YOU AGREE OUR MAXIMUM LIABILITY TO YOU UNDER ANY THEORY (INCLUDING BUT NOT LIMITED TO FRAUD, MISREPRESENTATION, BREACH OF CONTRACT, PERSONAL INJURY, OR PRODUCTS LIABILITY) IS LIMITED TO A REFUND OR REBATE OF CHARGES YOU HAVE PAID OR OWE US. WE AGREE YOUR MAXIMUM LIABILITY TO US UNDER ANY THEORY (INCLUDING BUT NOT LIMITED TO FRAUD, MISREPRESENTATION, BREACH OF CONTRACT, PERSONAL INJURY OR PRODUCTS LIABILITY) IS LIMITED TO ANY ACTUAL DAMAGES YOU CAUSE TO OUR BUSINESS OR PROPERTY, AND ANY DAMAGES COLLECTED FROM US BY A THIRD PARTY ARISING OUT OF THE USE OF YOUR WIRELESS PHONE. NEITHER OF US CAN RECOVER (A) PUNITIVE DAMAGES; (B) TREBLE, CONSEQUENTIAL, INDIRECT, OR SPECIAL DAMAGES; OR (C) ATTORNEY'S FEES. YOU AND WE AGREE NOT TO MAKE, AND TO WAIVE TO THE FULLEST EXTENT ALLOWED BY LAW, ANY CLAIM FOR DAMAGES OTHER THAN DIRECT, COMPENSATORY DAMAGES AS LIMITED ABOVE. YOU AND WE ALSO AGREE NOT TO MAKE, AND TO WAIVE TO THE FULLEST EXTENT ALLOWED BY LAW, ANY CLAIM FOR EQUITABLE RELIEF, OTHER THAN TO PROTECT ANY PATENTS, COPYRIGHTS, TRADEMARKS, OR TRADE SECRETS, OR TO PREVENT ABUSIVE, FRAUDULENT, OR

	Client: <b>Verizon Wireless</b>	Bleed: <b>7.75" x 6.375"</b>	<b>DATE</b>	<b>OK</b>	<b>STUDIO INSTRUCTIONS</b> <input type="checkbox"/> Make corrections, print laser. <input type="checkbox"/> LoRez PDF placed in for "For Release" folder. <input type="checkbox"/> Hi_Rez Collect For Output <input type="checkbox"/> TO DISK <input type="checkbox"/> TO FTP Site Username _____ Password _____ Subfolder _____
	Job Name: <b>PayGo Setup Guide</b>	Trim: <b>7.5" x 6.125"</b>	<b>Studio</b>		
	Job#: <b>VER-3335 Set Guide</b>	Safety:	<b>Prfrdr</b>		
	Version: 4	Gutter:	<b>AD</b>		
	Date: <b>11/1/04 - 4:55 PM</b>	Scale:	<b>CW</b>		
	Headline: <b>Setup Guide</b>	Folds: (even)	<b>AE</b>		
AD:	Colors: 4/C + PMS 032	<b>PrtMgr</b>			
CW: <b>Ana Vidal</b>	Printed: 11/1/04 - 4:55 PM				
AE: <b>XX</b>	Print Scale: 100%				
Print/Producer: <b>CL</b>	File Name: <b>VER-3335 Set Guide_v4</b>				
Operator: <b>CM</b>					




3. YOU CAN OBTAIN RULES AND FEE INFORMATION FROM THE AAA (www.adr.org), THE BBB (www.bbb.org) OR FROM US. IF YOU CAN'T PAY THE REQUIRED ARBITRATION FEES, IF ANY, THERE ARE FEE WAIVER PROGRAMS. EVEN IF YOU DON'T QUALIFY FOR A FEE WAIVER, WE'LL PAY ALL BUT \$100 OF ANY COMBINED FEES YOU'D BE REQUIRED TO PAY FOR FILING AND A FIRST DAY OF ARBITRATION IF YOU COMPLETE OUR MEDIATION PROGRAM. MEDIATION IS A PROCESS FOR MUTUALLY RESOLVING DISPUTES. A MEDIATOR CAN HELP PARTIES REACH AGREEMENT, BUT DOESN'T DECIDE THEIR ISSUES. IN OUR MEDIATION PROGRAM, WE'LL ASSIGN SOMEONE (WHO MAY BE FROM OUR COMPANY) NOT DIRECTLY INVOLVED IN THE DISPUTE TO MEDIATE. THAT PERSON WILL HAVE ALL THE RIGHTS AND PROTECTIONS OF A MEDIATOR. NOTHING SAID IN THE MEDIATION CAN BE USED IN A LATER ARBITRATION OR LAWSUIT. COMPLETING THE MEDIATION PROGRAM MEANS PARTICIPATING IN GOOD FAITH IN AT LEAST ONE TELEPHONIC MEDIATION SESSION. YOU CAN CONTACT US AT www.verizonwireless.com OR THROUGH CUSTOMER SERVICE TO FIND OUT MORE.

4. ONLY AN ARBITRATOR CAN DECIDE WHETHER AN ISSUE IS ARBITRABLE. AN ARBITRATOR CAN ALLOCATE THE FEES AND COST OF ARBITRATION IN AN AWARD. IF AN APPLICABLE STATUTE PROVIDES FOR AN AWARD OF ATTORNEY'S FEES AN ARBITRATOR CAN AWARD THEM, TOO. ANY ARBITRATION AWARD MADE AFTER COMPLETION OF AN ARBITRATION IS FINAL AND BINDING AND MAY BE CONFIRMED IN ANY COURT OF COMPETENT JURISDICTION. AN AWARD AND ANY JUDGMENT CONFIRMING IT ONLY APPLIES TO THE ARBITRATION IN WHICH IT WAS AWARDED AND CAN'T BE USED IN ANY OTHER CASE EXCEPT TO ENFORCE THE AWARD ITSELF.

5. IF FOR SOME REASON THESE ARBITRATION REQUIREMENTS DON'T APPLY, WE EACH WAIVE ANY TRIAL BY JURY.

**Our Rights To Make Changes** ALL SERVICE WE PROVIDE IS SUBJECT TO OUR BUSINESS POLICIES, PRACTICES AND PROCEDURES, WHICH WE CAN CHANGE WITHOUT NOTICE TO THE EXTENT PERMITTED BY LAW. UNLESS OTHERWISE PROHIBITED BY LAW, WE CAN ALSO CHANGE PRICES AND ANY OTHER TERMS IN THIS AGREEMENT AT ANY TIME BY GIVING YOU PRIOR NOTICE. IF THE CHANGE ADVERSELY AFFECTS YOUR RATES, YOU MAY TERMINATE THIS AGREEMENT. IF YOU CHOOSE TO CONTINUE TO USE OUR SERVICE, THOSE CHANGES WILL APPLY TO YOU.

**About This Agreement** ∞ If either of us waives any part of this agreement in one instance, that won't be a waiver of any other provision or any other instance. All written notices are considered delivered to you when mailed to the address we have on file for you at the time, or to us when mailed to our customer service address. You represent that you have the legal capacity to agree to this agreement. If any part of this agreement is held invalid, that won't have any effect on any other part, unless your or our rights or duties are materially impaired. You can't rely on any other document or statement by anybody, and you have no other rights with respect to service or this agreement, except as specifically provided by law or in this agreement. This agreement isn't for the benefit of any third party except our affiliates and predecessors and successors in interest. It's governed by the laws of the state encompassing the area code assigned to your telephone number, without regard to the conflicts of laws and rules of that state.

	Client: <b>Verizon Wireless</b>	Bleed: <b>7.75" x 6.375"</b>			<b>STUDIO INSTRUCTIONS</b> <input type="checkbox"/> <b>Make corrections, print laser.</b> <input type="checkbox"/> LoRez PDF placed in for "For Release" folder. <input type="checkbox"/> <b>Hi_Rez Collect For Output</b> <input type="checkbox"/> <b>TO DISK</b> <input type="checkbox"/> <b>TO FTP Site</b> Username _____ Password _____ Subfolder _____
	Job Name: <b>PayGo SetUp Guide</b>	Trim: <b>7.5" x 6.125"</b>			
	Job#: <b>VER-3335 Set Guide</b>	Safety:			
	Version: 4	Gutter:			
	Date: <b>11/1/04 - 4:55 PM</b>	Scale:			
	Headline: <b>SetUp Guide</b>	Folds: <b>(even)</b>			
AD:	Colors: <b>4/C + PMS 032</b>				
CW: <b>Ana Vidal</b>	Printed: <b>11/1/04 - 4:55 PM</b>				
AE: <b>XX</b>	Print Scale: <b>100%</b>				
PrintProducer: <b>CL</b>	File Name: <b>VER-3335 Set Guide_v4</b>				
Operator: <b>CM</b>					
			<b>DATE</b>	<b>OK</b>	
			<b>Studio</b>		
			<b>Prfrdr</b>		
			<b>AD</b>		
			<b>CW</b>		
			<b>AE</b>		
			<b>PrtMgr</b>		

### Cómo programar tu servicio móvil prepago pay as you go:

#### Actívalo

Si tu representante de ventas ya ha cargado tu cuenta con el saldo inicial de dinero/minutos, continúa a la sección "Listo". Nota: Recuerda que el código de acceso de tu cuenta está formado por los últimos 4 dígitos de tu número de teléfono móvil.

Si tienes un número de teléfono móvil del servicio pay as you go, pero te dieron tu Tarjeta de Activación/Clave Personal PIN, no necesitas llamar al Servicio al Cliente. Simplemente sigue estas instrucciones:

- Marca el #729 desde tu teléfono móvil, (libre de tiempo de aire).
- Escucha las instrucciones.
- Marca el número de tu Tarjeta de Activación cuando te lo pidan.
- Importante: los cuatro últimos dígitos de tu número móvil se convierten en tu código de acceso. Para cambiar tu código de acceso por un código más fácil de recordar, marca el \*611 SEND (sin tiempo de aire) y sigue las instrucciones.

Si tu teléfono no se activa ni programa al momento de la compra, marca \*22888 desde tu teléfono con servicio móvil prepago Pay As You Go de Verizon Wireless o visita una Tienda de Comunicaciones de Verizon Wireless.

#### Listo

- Cuando hagas una llamada y elijas una de las opciones de idiomas se inicializará tu cuenta y empezará tu periodo de 60 días de vencimiento. No podrás recibir llamadas hasta que hagas una llamada. (Si no eliges un idioma tu cuenta no será activada.)
- Todo está listo cuando oigas la cantidad de tiempo que tiene tu cuenta del servicio móvil prepago. **Si tienes preguntas, llama al \*611 (sin tiempo de aire) desde tu teléfono móvil o al 1.888.294.6804.**

18


### Cómo recargar más minutos

Recarga tu cuenta antes de que se venza y no perderás tu saldo. Hazlo así:

- Visita una tienda de comunicaciones Verizon Wireless, o visita a un agente o minorista de ventas autorizado para comprar más minutos.
- Llama al 1.888.294.6804 ó al #729 (#PAY) desde tu teléfono móvil y usa tu tarjeta de crédito o débito para efectuar la recarga por teléfono.
- Pide o añade más minutos en línea en [www.verizonwireless.com](http://www.verizonwireless.com) con tu tarjeta de crédito o débito, o compra por adelantado Tarjetas de Recarga. Esta manera de efectuar la recarga esta disponible sólo en inglés.

Tarifas del servicio Pay As You Go
<b>Minutos a Toda Hora 10¢</b> (25¢ cuota de conexión por llamada)
<b>Mensajería de TXTO 5¢</b> (por mensaje enviado y recibido)
<ul style="list-style-type: none"> <li>• Larga Distancia Doméstica Incluida</li> <li>• Tarifa por minuto de roaming: 99¢</li> </ul>
<b>Vencimiento de la Recarga (una vez activada)</b> <ul style="list-style-type: none"> <li>• \$15–\$29.99 vence en 30 días</li> <li>• \$30–\$74.99 vence en 60 días</li> <li>• \$75–\$149.99 vence en 90 días</li> <li>• \$150 y más vence en 120 días</li> </ul> <p>Tus minutos vencerán a las 12:01 a.m. del día establecido en el momento de la recarga. Para transferir tus minutos a un nuevo ciclo, simplemente compra e inicializa otra tarjeta/clave personal PIN antes de la fecha de vencimiento.</p>

19

	Client: <b>Verizon Wireless</b>	Bleed: <b>7.75" x 6.375"</b>			<b>STUDIO INSTRUCTIONS</b> <input type="checkbox"/> Make corrections, print laser. <input type="checkbox"/> LoRez PDF placed in for "For Release" folder. <input type="checkbox"/> Hi_Rez Collect For Output <input type="checkbox"/> TO DISK <input type="checkbox"/> TO FTP Site Username _____ Password _____ Subfolder _____
	Job Name: <b>PayGo SetUp Guide</b>	Trim: <b>7.5" x 6.125"</b>			
	Job#: <b>VER-3335 Set Guide</b>	Safety:			
	Version: 4	Gutter:			
	Date: <b>11/1/04 - 4:55 PM</b>	Scale:			
	Headline: <b>SetUp Guide</b>	Folds: (even)			
AD:	Colors: 4/C + PMS 032				
CW: <b>Ana Vidal</b>	Printed: 11/1/04 - 4:55 PM				
AE: <b>XX</b>	Print Scale: 100%				
PrintProducer: <b>CL</b>	File Name: <b>VER-3335 Set Guide_v4</b>				
Operator: <b>CM</b>					
			<b>DATE</b>	<b>OK</b>	
			<b>Studio</b>		
			<b>Prfrdr</b>		
			<b>AD</b>		
			<b>CW</b>		
			<b>AE</b>		
			<b>PrtMgr</b>		

**POLÍTICA DE REEMBOLSO:** Puedes devolver cualquier tarjeta del Servicio Móvil Prepagado sin usar al lugar dónde se efectuó la compra dentro de los 15 días siguientes a ésta, con el recibo original de compra. No se autorizará un reembolso si la tarjeta está usada, si se ha pelado la capa protectora, o si la cuenta ya se ha iniciado.

Perderás el dinero de tu cuenta si activas el servicio sin una tarjeta de activación y no efectúas una llamada en un periodo de 60 días. Las tarifas por minuto del servicio móvil prepagado Pay As You Go de Verizon Wireless incluye llamadas de larga distancia doméstica al llamar dentro del Área de Cobertura del servicio móvil prepagado Pay As You Go de Verizon Wireless. El primer minuto es 35¢ (cuota de conexión por llamada de 25¢ más tarifa por minuto de 10¢). Cuando fuera del área de cobertura del servicio móvil prepagado pay as you go, las llamadas hechas ó recibidas se cobrarán a la tarifa de roaming de 99¢ el minuto, incluso la larga distancia. Puede aplicarse una tarifa de activación de la cuenta de hasta \$35. Debes inicializar la cuenta. Si activas la cuenta con una Tarjeta de Activación, la tarjeta no será válida a menos que se inicialice (usando el PIN) antes de la fecha marcada en el reverso de la tarjeta. Una vez inicializada, la Tarjeta de Activación vencerá a los 60 días de haber hecho tu primera llamada. Cualquier saldo restante será eliminado de tu cuenta. Tu número móvil está sujeto a terminación después de cumplido el plazo de vencimiento, en cuyo momento Verizon Wireless puede aplicar un cargo de hasta \$35 para reestablecer el servicio. La disponibilidad del servicio depende del modelo del teléfono. El precio del servicio Pay As You Go no está disponible con los teléfonos que sólo son analógicos. Programar y revisar mensajes en el Buzón de Mensajes se factura bajo tarifas regulares del servicio prepagado y los minutos se restan de la asignación mensual de minutos cuando llamas de tu teléfono móvil. Con Llamada de Tres Vías, Transferencia de Llamadas y Transferencia de Llamadas Cuando No Contestas/Ocupado, los cargos aplican a todas las llamadas simultáneas y para llamadas transferidas incluso si las envías a un teléfono fijo. 411 Connect® (Servicio de información) está disponible por un recargo de \$1.25 por llamada más el tiempo de aire (cuota de conexión por llamada de 25¢ más tarifa por minuto de 10¢). Los cargos por llamada al 411 Connect pueden variar cuando no se realizan en la Red del servicio móvil prepagado Pay As You Go de Verizon Wireless. Si recibes información errónea de 411 Connect, marca ★611 (sin tiempo de aire) para recibir un crédito de \$1.25 en tu cuenta. Algunos servicios y funciones de Verizon Wireless requieren unidades móviles o equipo específico y pueden no estar disponibles para uso

20

con el servicio Pay As You Go de Verizon Wireless. Para más información, consulta a tu representante de ventas. Al usar Get It Now®, se pueden aplicar cargos a las aplicaciones bajadas. Los cargos por tiempo de aire se aplican a las aplicaciones bajadas y al uso de algunas aplicaciones. Visita [verizonwireless.com](http://verizonwireless.com) para obtener más información sobre Get It Now.

**Funciones del servicio móvil prepagado Pay As You Go:**

**Mensajería de TXTO**

- Envía y recibe mensajes de TXTO con tu teléfono móvil por **5¢ por mensaje:** usa letras, numeros y símbolos (donde esté disponible).

**VTEXT.com**

Registra tu número móvil en [www.vtext.com](http://www.vtext.com)\* y podrás:

- Crear tu propio alias.
- Programar alertas personales o de información.
- Confirmar el envío de mensajes y recibir respuestas en línea.


**Identificador de Llamadas**

- Ve quién te llama antes de contestar (donde esté disponible).
- Evita que la gente vea tu número, marcando ★67 antes del número de 7 a 10 dígitos que estas llamando.

**Buzón de Mensajes**

- **Guarda hasta 20 mensajes de tres minutos cada uno durante veintiún días.**
- Revisa los mensajes oprimiendo ★86 SEND en tu teléfono móvil. O desde cualquier teléfono de tonos, llama a tu teléfono móvil. Cuando conteste, oprime # y tu código del buzón de mensajes.
- Para revisar los mensajes mientras te encuentras fuera del área de cobertura del servicio móvil prepagado de Verizon Wireless, marca tu número telefónico móvil y oprime

21

	Client: <b>Verizon Wireless</b>	Bleed: <b>7.75" x 6.375"</b>	<b>DATE</b>	<b>OK</b>	<b>STUDIO INSTRUCTIONS</b> <input type="checkbox"/> <b>Make corrections, print laser.</b> <input type="checkbox"/> LoRez PDF placed in for "For Release" folder. <input type="checkbox"/> <b>Hi_Rez Collect For Output</b> <input type="checkbox"/> <b>TO DISK</b> <input type="checkbox"/> <b>TO FTP Site</b> Username _____ Password _____ Subfolder _____
	Job Name: <b>PayGo SetUp Guide</b>	Trim: <b>7.5" x 6.125"</b>	<b>Studio</b>		
	Job#: <b>VER-3335 Set Guide</b>	Safety:	<b>Prfrdr</b>		
	Version: <b>4</b>	Gutter:	<b>AD</b>		
	Date: <b>11/1/04 - 4:55 PM</b>	Scale:	<b>CW</b>		
	Headline: <b>SetUp Guide</b>	Folds: <b>(even)</b>	<b>AE</b>		
AD:	Colors: <b>4/C + PMS 032</b>	<b>PrtMgr</b>			
CW: <b>Ana Vidal</b>	Printed: <b>11/1/04 - 4:55 PM</b>				
AE: <b>XX</b>	Print Scale: <b>100%</b>				
PrintProducer: <b>CL</b>	File Name: <b>VER-3335 Set Guide_v4</b>				
Operator: <b>CM</b>					

“SEND”. Cuando éste conteste, oprime # y su contraseña para el buzón de mensajes. (En algunos lugares podrías necesitar marcar dos veces tu número telefónico móvil).

\*Disponibile sólo en inglés.

**Si no programas un saludo para tu buzón de mensajes dentro de un periodo de 45 días desde la activación, puede que tu buzón se borre. La programación de tu buzón de mensajes y las revisiones se cobrarán según las tarifas regulares y disminuirán la asignación de minutos al llamar de tu teléfono móvil.**

Visita a tu representante de ventas para tener más detalles sobre cómo programar tu buzón de mensajes.

**411 Connect®**

- Servicio de información y mucho más: cartelera cinematográfica, resultados deportivos y eventos locales, **un sobrecargo por llamada de \$1.25 más tiempo de aire—cuota de conexión por llamada de 25¢ más tarifa por minuto de 10¢.** (Donde esté disponible.)

Llamada de Tres Vías

- Habla con dos personas al mismo tiempo (donde esté disponible; **se aplican cargos de tiempo de aire**).

**Minute Meter®**

Te indica cuándo tienes que recargar tus minutos.

- Al principio de cada llamada, una grabación te dice cuántos minutos te quedan en tu cuenta.
- Al final de cada llamada saliente, oirás un mensaje con el saldo que te queda.
- Cinco minutos antes de que tu saldo se acabe, oirás un tono cada minuto para recordarte de que tienes que recargar los minutos.

- \*611 (libre de tiempo de aire) ó el 1.888.294.6804 te da el saldo de tu cuenta.

**Llamada en Espera**

- Para responder a una segunda llamada, oprime SEND.
- Oprime SEND para volver a la primera llamada. (Tu tiempo de llamada disminuirá por ambas llamadas.)

**Transferencia de Llamadas**

- Transfiere tus llamadas a otro número (donde esté disponible; **se aplican cargos de tiempo de aire**).

**Transferencia de Llamadas Cuando No Contestas/Ocupado**


- Transfiere las llamadas no contestadas o las de un número ocupado a otro número (donde esté disponible; **se aplican cargos de tiempo de aire**).

**Llamadas Internacionales**

El servicio móvil prepago incluye llamadas internacionales usando las tarifas estándar, además de los siguientes cargos por minuto:

- Puerto Rico, sin cargos extra.
- 20¢/minuto a México y Canadá
- 50¢/minuto a otros lugares disponibles.

Visita los Planes del Servicio Móvil Prepago en [www.verizonwireless.com](http://www.verizonwireless.com) para tener la lista más reciente con los lugares disponibles. Sujeto a cambio sin notificación previa. Puede que las llamadas a todos los lugares no estén disponibles a todas las horas.

	Client: <b>Verizon Wireless</b>	Bleed: <b>7.75" x 6.375"</b>	<b>DATE</b>	<b>OK</b>	<b>STUDIO INSTRUCTIONS</b> <input type="checkbox"/> <b>Make corrections, print laser.</b> <input type="checkbox"/> LoRez PDF placed in for "For Release" folder. <input type="checkbox"/> <b>Hi_Rez Collect For Output</b> <input type="checkbox"/> <b>TO DISK</b> <input type="checkbox"/> <b>TO FTP Site</b> Username _____ Password _____ Subfolder _____
	Job Name: <b>PayGo SetUp Guide</b>	Trim: <b>7.5" x 6.125"</b>			
	Job#: <b>VER-3335 Set Guide</b>	Safety:			
	Version: <b>4</b>	Gutter:			
	Date: <b>11/1/04 - 4:55 PM</b>	Scale:			
	Headline: <b>SetUp Guide</b>	Folds: <b>(even)</b>			
AD:	Colors: <b>4/C + PMS 032</b>				
CW: <b>Ana Vidal</b>	Printed: <b>11/1/04 - 4:55 PM</b>				
AE: <b>XX</b>	Print Scale: <b>100%</b>				
Print/Producer: <b>CL</b>	File Name: <b>VER-3335 Set Guide_v4</b>				
Operator: <b>CM</b>					
			<b>Studio</b>		
			<b>Prfrdr</b>		
			<b>AD</b>		
			<b>CW</b>		
			<b>AE</b>		
			<b>PrtMgr</b>		

**Get It Now®**

Ahora puedes bajar divertidos juegos, timbres y otras aplicaciones directamente a tu teléfono móvil con el servicio móvil prepagado Pay As You Go. Requiere teléfono móvil capacitado para Pay As You Go y Get It Now de Verizon Wireless aprobado. **Puede que no todas las aplicaciones estén disponibles con el servicio Pay As You Go de Verizon Wireless.**

Cómo usar tu teléfono para bajar una aplicación:

1. Del menú principal, selecciona "Get It Now".
2. Selecciona el icono del carrito de compras. Luego "Start" para ver las categorías de las aplicaciones.
3. Mira la lista de categorías y selecciona una (ej: Games).
4. Obtendrás una lista de aplicaciones en esa categoría. Mira toda las aplicaciones y selecciona la que quieras (ej: Hit The Pros).
5. Selecciona y confirma la opción de precio de tu elección. Tu teléfono bajará la aplicación. Después de bajarla, podrás usar la aplicación inmediatamente o volver al menú de Get It Now.

**Mi Cuenta Prepagada — Fácil acceso a tu cuenta en línea**

- Efectua la recarga en línea con tu tarjeta de crédito o débito, o compra por adelantado las Tarjetas de Recarga.
- Obtén información de la cuenta.
- Conoce tu saldo y los detalles de las llamadas.
- ¡Y mucho más!

Échale un vistazo a Mi Cuenta del Servicio Móvil Prepagado visitando [www.verizonwireless.com](http://www.verizonwireless.com) (Disponible sólo en inglés)

**Cómo enviar un mensaje de TXTO:**

De móvil a móvil

- Selecciona "Messaging" del menú principal.
- Selecciona "Send To" o "Send New".
- Escribe la dirección de correo electrónico o el número telefónico móvil.
- Escribe tu mensaje.
- Selecciona "Send".

Nota: Los pasos podrían variar según el teléfono.

Internet a tu teléfono Móvil

- Simplemente ve a [www.vtext.com](http://www.vtext.com)\* para enviar mensajes directamente desde tu PC a un teléfono móvil. Hasta puedes enviar un mensaje a un grupo de amigos.

Correo electrónico a tu teléfono Móvil


- Envía un correo electrónico a un teléfono móvil usando cualquiera de las siguientes direcciones: [el número telefónico móvil de 10 dígitos del destinatario]@vtext.com o [alias del destinatario]@vtext.com

**Cómo leer un mensaje de TXTO:**

Cuando recibas un mensaje de TXTO, oirás un tono de alerta para cada mensaje nuevo. Aparecerá un icono de sobre en tu pantalla cuando tengas mensajes que no has leído. Para leer mensajes:

- Selecciona "Read" y luego lee el mensaje completo.


\*Disponible sólo en inglés.

	Client: <b>Verizon Wireless</b>	Bleed: <b>7.75" x 6.375"</b>	<b>DATE</b>	<b>OK</b>	<b>STUDIO INSTRUCTIONS</b> <input type="checkbox"/> <b>Make corrections, print laser.</b> <input type="checkbox"/> LoRez PDF placed in for "For Release" folder. <input type="checkbox"/> <b>Hi_Rez Collect For Output</b> <input type="checkbox"/> <i>TO DISK</i> <input type="checkbox"/> <i>TO FTP Site</i> Username _____ Password _____ Subfolder _____
	Job Name: <b>PayGo SetUp Guide</b>	Trim: <b>7.5" x 6.125"</b>			
	Job#: <b>VER-3335 Set Guide</b>	Safety:			
	Version: <b>4</b>	Gutter:			
	Date: <b>11/1/04 - 4:55 PM</b>	Scale:			
	Headline: <b>SetUp Guide</b>	Folds: <b>(even)</b>			
AD:	Colors: <b>4/C + PMS 032</b>				
CW: <b>Ana Vidal</b>	Printed: <b>11/1/04 - 4:55 PM</b>				
AE: <b>XX</b>	Print Scale: <b>100%</b>				
PrintProducer: <b>CL</b>	File Name: <b>VER-3335 Set Guide_v4</b>				
Operator: <b>CM</b>					
			<b>Studio</b>		
			<b>Prfrdr</b>		
			<b>AD</b>		
			<b>CW</b>		
			<b>AE</b>		
			<b>PrtMgr</b>		

Los teléfonos analógicos con el servicio de Verizon Wireless no podrán registrar ni enviar o recibir mensajes de texto. No se aplican cargos ni por registrarse ni por usar el sitio vtext.com, pero los suscriptores al servicio de Mensajería de TXTO que reciban mensajes de texto a través del sitio tendrán que pagar por esos mensajes según sus Acuerdo de Servicio móvil prepagado pay as you go y plan de llamadas.

Información Importante sobre la Mensajería de TXTO: El servicio de Mensajería de TXTO de Verizon Wireless necesita un teléfono de dos vías con capacidad para mensajería. Tu número de teléfono siempre será enviado al destino, incluso si usas las opciones de Bloqueo el Identificador de Llamadas para tus llamadas de voz. Verizon Wireless se reserva el derecho de bloquear mensajes no solicitados, pero tú podrías recibir mensajes no solicitados. Además de otras penalidades establecidas por la ley, cualquiera que use la red de Verizon Wireless para enviar SPAM, se arriesga a que su servicio sea terminado y/o a que sus mensajes sean bloqueados. El sistema intentará la entrega del mensaje por hasta cinco (5) días desde la fecha que lo reciba Verizon Wireless. Después de cinco (5) días, los mensajes que no se hayan enviado serán automáticamente borrados. Verizon Wireless no puede garantizar que se recibirán los mensajes. Otros usuarios podrían recibir tu mensaje por error. Verizon Wireless no es responsable de los mensajes perdidos o mal dirigidos. Tu número de teléfono o mensaje pueden ser interceptados por terceras personas sin el conocimiento ni permiso tuyo o de Verizon Wireless. Verizon Wireless no es responsable de la información que se envía usando el servicio de mensajería. Se aplica un límite de 160 caracteres incluyendo la dirección de correo electrónico que indique el remitente, el contenido del mensaje y, si se provee, el número de teléfono de la persona. Sólo se recibirán 160 caracteres del mensaje. El resto de los caracteres se borrarán. La longitud del mensaje puede variar dependiendo de la longitud de la dirección del correo electrónico y de varios factores de sistema y de equipo. El cargo de 5¢ por mensaje de la Mensajería de TXTO aplica por cada dirección a la cual se envía el mensaje (no está disponible en todas las áreas). Los Mensajes txto administrativos que recibas son gratis. Ocupado, los cargos aplican a todas las llamadas simultáneas y para

llamadas transferidas incluso si las envías a un teléfono fijo. 411 Connect® (Servicio de información) está disponible por un recargo de \$1.25 por llamada más el tiempo de aire (cuota de conexión por llamada de 25¢ más tarifa por minuto de 10¢). Los cargos por llamada al 411 Connect pueden variar cuando no se realizan en la Red del servicio móvil prepagado Pay As You Go de Verizon Wireless. Si recibes información errónea de 411 Connect, marca \*611 (sin tiempo de aire) para recibir un crédito de \$1.25 en tu cuenta. Algunos servicios y funciones de Verizon Wireless requieren unidades móviles o equipo específico y pueden no estar disponibles para uso con el servicio Pay As You Go de Verizon Wireless. Para más información, consulta a tu representante de ventas. Al usar Get It Now,® se pueden aplicar cargos a las aplicaciones bajadas. Los cargos por tiempo de aire se aplican a las aplicaciones bajadas y al uso de algunas aplicaciones. Visita verizonwireless.com para obtener más información sobre Get It Now.

	Client: <b>Verizon Wireless</b>	Bleed: <b>7.75" x 6.375"</b>			<b>STUDIO INSTRUCTIONS</b> <input type="checkbox"/> <b>Make corrections, print laser.</b> <input type="checkbox"/> LoRez PDF placed in for "For Release" folder. <input type="checkbox"/> <b>Hi_Rez Collect For Output</b> <input type="checkbox"/> <i>TO DISK</i> <input type="checkbox"/> <i>TO FTP Site</i> Username _____ Password _____ Subfolder _____
	Job Name: <b>PayGo SetUp Guide</b>	Trim: <b>7.5" x 6.125"</b>			
	Job#: <b>VER-3335 Set Guide</b>	Safety:			
	Version: <b>4</b>	Gutter:			
	Date: <b>11/1/04 - 4:55 PM</b>	Scale:			
	Headline: <b>SetUp Guide</b>	Folds: <b>(even)</b>			
AD:	Colors: <b>4/C + PMS 032</b>				
CW: <b>Ana Vidal</b>	Printed: <b>11/1/04 - 4:55 PM</b>				
AE: <b>XX</b>	Print Scale: <b>100%</b>				
PrintProducer: <b>CL</b>	File Name: <b>VER-3335 Set Guide_v4</b>				
Operator: <b>CM</b>					
			<b>DATE</b>	<b>OK</b>	
			<b>Studio</b>		
			<b>Prfrdr</b>		
			<b>AD</b>		
			<b>CW</b>		
			<b>AE</b>		
			<b>PrtMgr</b>		