

# TXT Messaging Shortcuts


Are	<b>R</b>	Too, to, two	<b>2</b>
Are you OK?	<b>UOK?</b>	Verizon Wireless	<b>VZW</b>
As far as I know	<b>AFAIK</b>	Want to	<b>WAN2</b>
Before	<b>B4</b>	What	<b>?</b>
Be back later	<b>BBL</b>	With excitement	<b>w/!</b>
Be right back	<b>BRB</b>	You	<b>U</b>
Bye for now	<b>BFN</b>	You get the idea?	<b>YGTI</b>
By the way	<b>BTW</b>	Your	<b>YR</b>
Excellent	<b>XLNT</b>	Angel	<b>0:-)</b>
For your information	<b>FYI</b>	Baby	<b>~:o</b>
For, Four	<b>4</b>	Bored	<b>:-l</b>
Great	<b>GR8</b>	Confused	<b>%-(</b>
Keep in touch	<b>KIT</b>	Happy	<b>:-)</b>
Know how you feel	<b>KHYF</b>	Hats off to you!	<b>d:-0</b>
Later	<b>L8R</b>	Ironic	<b>%-{</b>
Laughing out loud	<b>LOL</b>	Kiss	<b>:x</b>
Love	<b>LUV</b>	Laughing	<b>:-D</b>
TXT Messaging	<b>TXT</b>	Mischievous smile	<b>:-}</b>
No big deal	<b>NBD</b>	Not funny	<b>:/)</b>
No one	<b>NO1</b>	Sad	<b>:-(-</b>
Oh, I see	<b>OIC</b>	Screaming	<b>:-@</b>
Please	<b>PLS</b>	Shouting	<b>:(</b>
Please call me	<b>PCM</b>	Surprised	<b>:-O</b>
See	<b>C</b>	Tongue in cheek	<b>:-P</b>
Thanks	<b>THX</b>	What?!	<b>:-s</b>
Talk to you later	<b>TTUL</b>	Wow!	<b>8-]</b>
Today	<b>2DAY</b>	Winking	<b>:-)</b>
Tomorrow	<b>2MORO</b>	Yawn	<b>I-O</b>

# VERIZON WIRELESS PREPAY

# VERIZON WIRELESS PREPAY

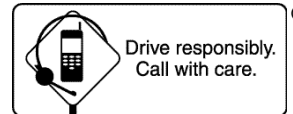
SETUP  
GUIDE

- Great Mobile to Mobile Rates
- Domestic Long Distance Included
- TXT Messaging (Two-way text messaging capable)
- Voice Mail
- International Dialing
- Caller ID
- No-Hassle Setup
- Voice Gear
- Get It Now<sup>SM</sup>



C1080005

Prepay-Setup-12/03



Set up your Verizon Wireless **PREPAY** service today!

**verizon**wireless  
We never stop working for you.®

**verizon**wireless  
We never stop working for you.®

## How to set up your Verizon Wireless PREPAY service:

### Activate

If you have a Verizon Wireless PREPAY number, but have not initialized your SETUP card, there's no need to call customer service. Simply follow these instructions:

- Dial a number you wish to call from your wireless phone.
- Listen for instructions.
- Enter your SETUP card number when prompted.
- Important: The last four digits of your SETUP card will become your pass code. To change your pass code to a code that's easy to remember, follow the prompts.

If your phone was not activated and programmed at the time of purchase, please refer to the activation instructions included in your package or call 1.877.777.5759 for activation assistance.

### Ready

- You're ready when you hear the amount of talk time your Verizon Wireless PREPAY account holds. For any questions, please call \*611 from your wireless phone or 1.866.837.3387.

### How to Add Minutes

- Visit a Verizon Wireless Communications Store, or any of our participating agents or retailers to purchase more minutes.
- Call 1.866.837.3387 or #PAY(#729) (from your wireless phone) to use your credit or debit card and sign up for credit card replenishment. Enroll today and receive a special bonus. Once you're set up, just call 1.866.837.3387 and choose Option 3 to add more minutes to your account.
- Order/Add more minutes online at [verizonwireless.com](http://verizonwireless.com) with your credit card or purchase Refill/[REUP] cards.

Refill/[REUP] your account before it expires and your existing balance will be carried forward.

## Verizon Wireless PREPAY Wireless Features:

### Mobile to Mobile

- Now you can talk to friends, family or any of the 32 million Verizon Wireless users for only 15¢ per minute.

### TXT Messaging

- Send and receive TXT Messages to and from other TXT Messaging subscribers and Internet e-mail addresses. Two-way capable digital phone required.

### VTEXT.com

Register your wireless number at [vtext.com](http://vtext.com) and you can:

- Create your own nickname.
- Setup personal/information alerts.
- Confirm message deliveries and receive responses online.

### Caller ID

- See who's calling before you answer.
- Block people from seeing your number by pressing \*67 (not available in all areas).

### Voice Mail

- Holds up to 15 two-minute messages, for up to seven days.
- Check messages by hitting #738 SEND from your wireless phone. Or call your wireless phone from any touch-tone phone. When it answers, press # and enter your Voice Mail password. If you don't set up a Voice Mail greeting within 60 days, your mailbox may be deleted. Voice Mail setup, deposits and retrievals will be billed at regular rates and will deplete minute allowance. (See your sales representative for more details on how to setup your Voice Mail box).

### Minute Meter®

Keeps you informed by telling you when to add minutes.

- At the beginning of each call, a recording tells you how many minutes are remaining in your account.
- At the end of each call, you will hear a message with your remaining balance.
- Four minutes before your balance runs out, a tone will beep every minute to remind you to add minutes.
- #PAY (#729) or 1.877.777.7324 gives you your account balance.

- Minute Meter<sup>®</sup> can be turned off or customized by calling \*611. To have your existing balance carried over you must add minutes before your card expires.

**Call Waiting**

- To answer the second call press SEND.
  - Press SEND to return to the original call.
- Your talk time will be depleted for both calls.

**411 Connect<sup>SM</sup>**

- Directory assistance and much more: movie listings, sports scores and local events (where available).

**International Calling**

Verizon Wireless **PREPAY** includes international calling using standard rates, plus the following per-minute charges:

- Puerto Rico and Canada – no extra charges.
- 20¢/minute to Mexico.
- 50¢/minute to other available locations.

Visit Verizon Wireless **PREPAY** at [verizonwireless.com](http://verizonwireless.com) for the most current locations available. Subject to change without notice. Calling to all locations may not be available at all times.

**Voice Gear**

It's as easy as talking. Voice activated browsing gives you the scoop on news, horoscopes, weather and more! Just dial #VG (#84) and press SEND.

**Get It Now<sup>SM</sup>**

Now download fun games, ring tones and other hot stuff right to your Verizon Wireless **PREPAY** phone. Go to [verizonwireless.com](http://verizonwireless.com) for new games and free demos.

Using your phone to download an application:

1. From the main menu select Get It Now<sup>SM</sup>
  2. Select shopping cart icon, then "Start" to view application categories.
  3. Scroll the list of categories you want and select it (e.g., Games).
  4. You'll get a list of applications within that category. Scroll to the application you want and select it (e.g., Hit The Pros).
  5. Select and confirm the pricing option of your choice. Your phone will download the application. After download, you will have the option to run the application immediately or return to the Get It Now<sup>SM</sup> menu.
- Get It Now<sup>SM</sup> capable handset required. See sales representative for details.

**VERIZON WIRELESS PREPAY RATES**

WEEKDAY MINUTES	MOBILE TO MOBILE MINUTES	NIGHT & WEEKEND MINUTES	TXT MESSAGING
<b>30¢</b>	<b>15¢</b>	<b>15¢</b>	<b>5¢</b>

• **Domestic Long Distance Included**

• **Off-Network Per-Minute Rate: 99¢**

• **Refill/[REUP] Card and Expiration (once activated)**

- \$15-\$29.99 expires in 30 days.
- \$75-\$149.99 expires in 90 days.
- \$30-\$74.99 expires in 60 days.
- \$150 and above expires in 120 days.

Your minutes will expire at 12:01 a.m. on the day stated at the time of replenishment.

Night hours are 9 p.m. - 5:59 a.m., Monday - Friday; and weekend hours are 12 a.m., Saturday - 11:59 p.m., Sunday.

Per-minute rates for Verizon Wireless **PREPAY** include roaming in all Verizon Wireless **PREPAY** network cities and domestic long distance charges. Up to a \$35 account setup fee may apply. Service availability dependent on phone model. Verizon Wireless **PREPAY** pricing not available with analog-only phones. To carry your talk time forward, simply buy and initialize another card before the expiration date. Voice Mail setup, deposits and retrievals are billed at regular Verizon Wireless **PREPAY** rates and will deplete minute allowance. If a caller reaches or leaves a message on your Voice Mail, it will deplete your minutes **even if your Voice Mail has not been activated**. 411 Connect<sup>SM</sup> is available at a \$1.25 surcharge per call, plus airtime. Per charge call for 411 Connect<sup>SM</sup> may vary when not on the Verizon Wireless Network.

TXT Messaging is included with no additional access fee; 5¢ for messages received/sent. Charge applies for each address that a message is sent to (not available in all areas). Calls to Voice Gear-#VG (#84) accessed at 50¢ surcharge per call plus airtime. The ability of the Voice Gear Service to interpret your voice commands may be affected by voice volume, clarity of enunciation, background noise and other variables outside Verizon Wireless' control.

Using Get It Now<sup>SM</sup> download charges may apply to applications downloaded. Airtime charges apply to applications downloaded, and to the use of some applications. See [verizonwireless.com](http://verizonwireless.com) for more information on Get It Now<sup>SM</sup>.

**How TXT Messaging Works:**

Most digital phones are capable of receiving TXT Messages. Two-way TXT Messaging requires a two-way capable wireless phone.

**Receiving a TXT Message:**

When you receive a TXT Message, your phone will alert you that you have a message. The word "message" or "page" and an envelope icon will appear on the handset. Visual alerts will vary by phone model. Refer to the phone user manual for details on how the incoming message will be displayed. Reading a TXT Message will vary by make and model of the phone. Refer to your phone user manual for details on how to read the incoming TXT Message.

Verizon Wireless will attempt to deliver the TXT Message when your phone is powered on and you are in the Verizon Wireless digital service area. If the phone is powered off or you have traveled outside the Verizon Wireless digital service area, the network will attempt to deliver the TXT Messages for up to five (5) days from the date of Verizon Wireless's receipt of the TXT Message. TXT Messages not delivered within five (5) days will be automatically deleted. Verizon Wireless cannot guarantee that TXT Messages will be received.

When the phone's memory is full, you may not be able to send or receive TXT Messages. Memory capacity varies by make and model of the phone.

**Sending a TXT Message from a two-way capable handset:**

If you have purchased a two-way messaging capable digital handset, you will be able to send messages to another Verizon Wireless TXT Messaging service subscriber, to handsets on other carriers' networks and to anyone who has an Internet e-mail address.

**Using the keypad on your two-way messaging capable handset:**

- Enter the 10-digit wireless number of the Verizon Wireless TXT Messaging service subscriber, handsets on other carriers' networks or Internet e-mail address of the recipient.
- Compose the message.
- Enter SEND (as indicated by your handset).

Steps to send a TXT Message will vary by make and model of the phone. Refer to the phone user guide for details. Your wireless number will be sent with the message.

**Sending messages from vtext.com:**

Friends, family, associates and anyone else can send you a TXT Message from [www.vtext.com](http://www.vtext.com). Simply by typing in your 10-digit mobile number or TXT Messaging nickname and a message. The TXT Message will be delivered directly to your handset.

**Sending messages from a PC using messaging software:**

Commercial TXT Messaging Software can also be used to send TXT Messages to your phone. Verizon Wireless does not sell, support or endorse TXT Messaging software. Please refer to "About the Service" at [www.vtext.com](http://www.vtext.com) for software and modem settings.

**TXT Messaging with [www.vtext.com](http://www.vtext.com):**

[www.vtext.com](http://www.vtext.com) is a companion Website available to every subscriber with TXT Messaging service. Visit [www.vtext.com](http://www.vtext.com) to learn more about our TXT Messaging service or to send a TXT Message to a Verizon Wireless subscriber with TXT Messaging service. Register your wireless number at [www.vtext.com](http://www.vtext.com) to personalize your wireless messaging experience and receive access to special services. Registering is free and easy.

- Know when your TXT Messages have been delivered with **Confirmed Delivery**.
- Receive **Replies** online and **Respond**.
- Create your own TXT Messaging **Nickname**.
- Send a message to individuals or groups using an **Address Book**.
- Select **Wallpaper**.
- Setup **Personal Alerts**.
- **Block** most unwanted messages.
- Setup **Information Alerts**.

To take a tour or get started, visit [www.vtext.com](http://www.vtext.com).

Anyone can visit [www.vtext.com](http://www.vtext.com) to learn more about TXT Messaging service, take a tour to preview the value-added features available to registered users, or send TXT Messages with confirmed delivery to TXT Messaging service subscribers. However, you will need to register and be a TXT Messaging service subscriber to take full advantage of all of the features available to registered users. Only Verizon Wireless subscribers will be able to become registered users on the [www.vtext.com](http://www.vtext.com) site. Customers of Verizon Wireless with analog phones will not be able to register or send/receive TXT Messages using their phones. No charges apply either for registering or using the [www.vtext.com](http://www.vtext.com) site, but TXT Messaging service subscribers who receive TXT Messages via the site will be charged for those messages in accordance with their Verizon Wireless **PREPAY** Service Agreement and Calling Plan.

**Nickname Retention:**

As a condition of your use of [www.vtext.com](http://www.vtext.com) and your request to reserve a nickname for use in connection with TXT Messaging, you acknowledge and agree that Verizon Wireless has exclusive rights to and ownership of any and all such nicknames, and that Verizon Wireless may, for any reason

whatsoever, deny your use of one or more such nicknames during the nickname reservation process. Furthermore, even after a nickname has been reserved for use by you in conjunction with TXT Messaging, you acknowledge and agree that Verizon Wireless will retain exclusive rights to and ownership of the nickname and that, as such, it may revoke your right to use the nickname at any time and for any reason in its sole discretion. In the event your nickname is revoked, you will have the option of reserving a new nickname subject to the same conditions for reservation of nicknames set forth in this paragraph.


**Sending a TXT Message from any system with an Internet connection:**

Anyone can send you a TXT Message from e-mail simply by composing a message and sending it directly to your digital phone. Your phone address is your 10-digit wireless number or TXT Messaging nickname followed by @vtext.com. For example, 9495551212@vtext.com or your nickname@vtext.com.

**Verizon Wireless PREPAY Look Up – Easy Access To Your Account Online**

- Refill/[**REUP**] online with your credit/debit card or prepurchased refill/[**REUP**] card.
- Obtain account information.
- View balance and call details.
- Learn ways to add minutes to your account.
- And more!

Check it out by visiting Verizon Wireless **PREPAY** at [verizonwireless.com](http://verizonwireless.com).

All shaded areas  are included in the Verizon Wireless **PREPAY** Network and **PREPAY** rates will apply when calling from these areas. When outside these areas, calls will be billed the off-network rate of 99¢ per minute, including long distance. Older handsets (single-mode and dual-mode) may allow local coverage only and calls placed outside that local area will be charged at the off-network rate of 99¢ per minute, including long distance. You will be notified when you are charged the off-network rate by a message indicating, "you will incur additional charges for this call" prior to your call connecting. See your sales representative for details. For a detailed city list please visit [verizonwireless.com](http://verizonwireless.com).

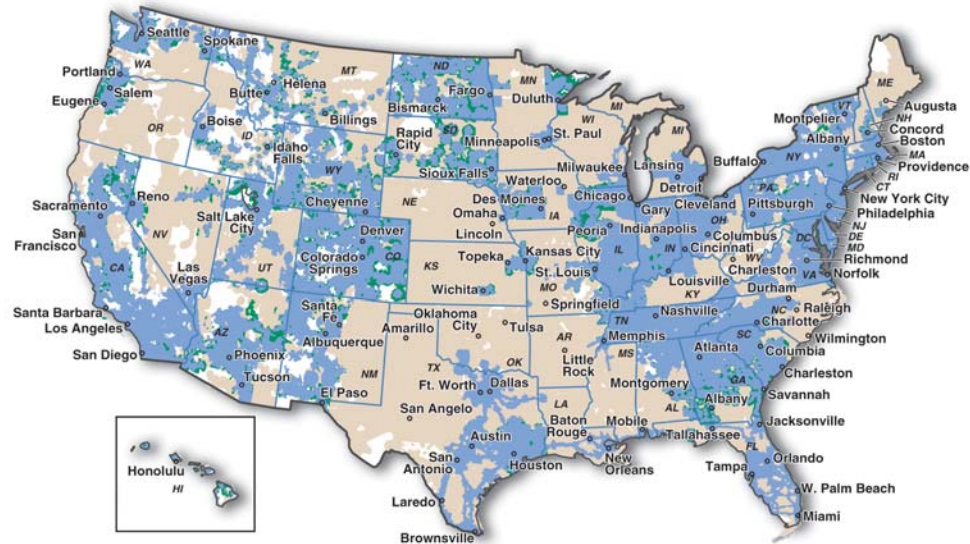
### IMPORTANT MAP INFORMATION





*The map is not a guarantee of coverage and contains areas with no service.*

This map shows approximately where coverage and rates apply based on our internal data. Wireless service is subject to network and transmission limitations, including cell site unavailability, particularly near boundaries and in remote areas. Customer equipment, weather, topography and other environmental considerations associated with radio technology also affect service and service may vary significantly within buildings. Check roam indicator on your phone to determine actual areas where rates apply. When roam indicator is off, you're in the national Mobile to Mobile rate area. When roam indicator is on or flashing, your national Mobile to Mobile rates do not apply.

Subject to local technical capabilities and your phone's roaming settings, TXT Messaging service is available in cities with digital coverage (blue shading only). For a detailed listing please visit "Service Availability" at [www.vtext.com](http://www.vtext.com).

VERIZON WIRELESS **PREPAY** NETWORK COVERAGE AND RATE MAP



 Verizon Wireless All-Digital Rate and Coverage Area	 Roaming Rate Area
 Verizon Wireless <b>PREPAY</b> Analog Rate and Coverage Area	 No Coverage Area